



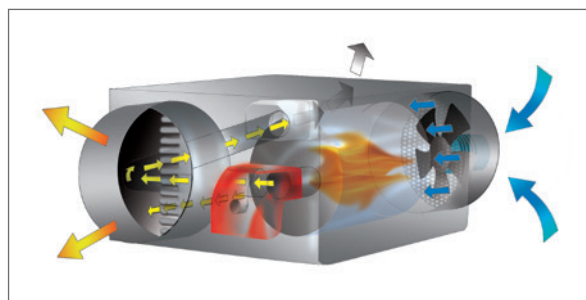
# FARM

GENERATORI D'ARIA CALDA PENSILI A GRANDE PORTATA A COMBUSTIONE INDIRETTA  
INDIRECT COMBUSTION HEAVY DUTY SUSPENDED SPACE HEATERS

## FARM - GENERATORI D'ARIA CALDA PENSILI A GRANDE PORTATA A COMBUSTIONE INDIRETTA

- La macchina può essere installata in posizione orizzontale o verticale
- Bruciatore dotato di presa snorkel per garantire aria di combustione pulita mediante collegamento con guaina di aspirazione aria all'esterno
- Il nuovo scambiatore di calore abbinato ai nuovi ventilatori di maggiori prestazioni permettono di ottenere un rendimento termico del 92 ÷ 93%
- Pre riscaldamento e Post ventilazione camera di combustione
- Vetrino di ispezione camera di combustione
- Termostati: FAN per il controllo ventilatore; LIMIT per il controllo del bruciatore; OVERHEATING termostato di sicurezza in caso di surriscaldamento con riarmo manuale.
- Pannelli con pieghi di rinforzo a croce per garantire maggior rigidità e robustezza
- Struttura portante con pannelli rimovibili per il lavaggio interno, anche a macchina appesa
- Utilizzo esclusivamente di viti e inserti metrici per il fissaggio, no viti autofilettanti
- Ventilatore:
  - rispondente alle direttive ERP 2015
  - molto silenzioso ( rumore < 69 db a 1 metro)
  - 7 pale: alte prestazioni (portata d'aria e pressione statica) per la diffusione omogenea dell'aria calda mediante guaina perforata
  - grado di protezione IP55
  - boccaglio ventilatore per convogliare l'aria e garantire alta pressione statica
- Quadro elettrico:
  - collegabile a termostato/umidostato/timer
  - possibilità di collegamento a unità di controllo centralizzata mediante morsettiera cablata
- Ciascun componente principale (ventilatore, bruciatore, quadro elettrico, termostati, etc.) è munito di connessioni rapide di collegamento elettrico IP68:
  - velocità di montaggio/smontaggio e di intervento tecnico
  - eliminazione di errori di installazione/smontaggio
- Robusti ganci di sospensione in acciaio inox per installazione a soffitto e piedi di appoggio in acciaio inox per installazione a pavimento

- *The unit can be installed horizontally or vertically,*
- *Burner is supplied with snorkel outlet to ensure clean combustion air through connection with external air aspiration duct*
- *The new heat exchanger combined with the new high-performance fans allow for heat output of 92 / 93%*
- *Before heating and after cooling of combustion chamber*
- *Combustion chamber inspection glass peep-hole*
- *Thermostat: FAN for fan control; LIMIT: for burner control; OVERHEATING: safety thermostat in case of overheating, with manual reset*
- *Panels with reinforcement cross fold to ensure higher rigidity and strength*
- *Bearing structure with removable panels for internal washing, even on hanging machines*
- *All installation inserts and screws are exclusively metric, not self-tapping*
- *Fan:*
  - *in compliance with directive ERP 2015*
  - *extremely low-noise fan (noise level less than 69 db at 1 meter)*
  - *with 7 blades: high performance (air flow and static pressure) for uniform diffusion of warm air through the perforated duct*
  - *insulation class IP55*
  - *fan inlet to carry the air and ensure high static pressure*
- *Electric switchboard:*
  - *can be connected to thermostat/humidistat/timer*
  - *Can be connected to a central control unit through wired terminal*
- *Each main component (fan, burner, electrical switchboard, thermostats, etc.) is supplied with quick couplings of electrical connections IP68:*
  - *quick assembly and disassembly and technical interventions*
  - *elimination of installation and disassembly errors*
- *Sturdy suspension hooks in stainless steel for ceiling installation and support feet in stainless steel for floor installation*



ACCESSORI A RICHIESTA / ACCESSORIES ON DEMAND













<p>RACCORDO 1 VIA ONE WAY ADAPTER</p>	<p>PANNELLO UNA VIA LATERALE ONE WAY SIDE PANEL</p>
	
<p>Mod. FARM 85 (Ø 450 mm) Cod. 02AC721</p>	<p>Mod. FARM 85 Cod. 02AC722</p>
<p>Mod. FARM 110 (Ø 500 mm) Cod. 02AC731</p>	<p>Mod. FARM 110 Cod. 02AC732</p>
<p>Mod. FARM 145 (Ø 600 mm) Cod. 02AC741</p>	<p>Mod. FARM 145 Cod. 02AC742</p>
<p>Mod. FARM 185 (Ø 650 mm) Cod. 02AC751</p>	<p>Mod. FARM 185 Cod. 02AC752</p>
<p>Mod. FARM 235 (Ø 700 mm) Cod. 02AC761</p>	<p>Mod. FARM 235 Cod. 02AC762</p>
<p>PANNELLO CON RACCORDO 2 VIE LATERALE SIDE PANEL WITH TWO WAYS ADAPTER</p>	<p>KIT CARRELLO (SOLO PER INSTALLAZIONE VERTICALE) TROLLEY KIT (ONLY FOR VERTICAL INSTALLATION)</p>
	
<p>Mod. FARM 85 (Ø 400 mm) Cod. 02AC723</p>	<p>Mod. FARM 85 Cod. 02AC725</p>
<p>Mod. FARM 110 (Ø 400 mm) Cod. 02AC733</p>	<p>Mod. FARM 110 Cod. 02AC735</p>
<p>Mod. FARM 145 (Ø 500 mm) Cod. 02AC743</p>	<p>Mod. FARM 145 Cod. 02AC745</p>
<p>Mod. FARM 185 (Ø 500 mm) Cod. 02AC753</p>	<p>Mod. FARM 185 Cod. 02AC755</p>
<p>Mod. FARM 235 (Ø 600 mm) Cod. 02AC763</p>	<p>Mod. FARM 235 Cod. 02AC765</p>

# FARM - GENERATORI D'ARIA CALDA PENSILI A GRANDE PORTATA A COMBUSTIONE INDIRETTA




BRUCIATORE GASOLIO RIELLO <i>RIELLO DIESEL BURNER</i>	BRUCIATORE RIELLO GPL+RAMPA GAS <i>LPG RIELLO BURNER+GAS TRAIN</i>	BRUCIATORE RIELLO METANO+RAMPA GAS <i>NATURAL GAS RIELLO BURNER+GAS TRAIN</i>
		
<b>Mod. FARM 85 DIESEL/OIL</b> <b>Cod. 076B101</b>	<b>Mod. FARM 85 GPL/LPG</b> <b>Cod. 074B101-01</b>	<b>Mod. FARM 85 METANO/NATURAL GAS</b> <b>Cod. 074B102-01</b>
<b>Mod. FARM 110 DIESEL/OIL</b> <b>Cod. 076B102</b>	<b>Mod. FARM 110/145 GPL/LPG</b> <b>Cod. 074B103-01</b>	<b>Mod. FARM 110/145 METANO/NATURAL GAS</b> <b>Cod. 074B104-01</b>
<b>Mod. FARM 145 DIESEL/OIL</b> <b>Cod. 076B103</b>	<b>Mod. FARM 185 GPL/LPG</b> <b>Cod. 074B103-02</b>	<b>Mod. FARM 185 METANO/NATURAL GAS</b> <b>Cod. 074B104-02</b>
<b>Mod. FARM 185 DIESEL/OIL</b> <b>Cod. 076B104</b>	<b>Mod. FARM 235 GPL/LPG</b> <b>Cod. 074B105-03</b>	<b>Mod. FARM 235 METANO/NATURAL GAS</b> <b>Cod. 074B106-03</b>
<b>Mod. FARM 235 DIESEL/OIL</b> <b>Cod. 076B105</b>	<b>Mod. FARM 235 GPL/LPG</b> <b>Cod. 074B105-03</b>	<b>Mod. FARM 235 METANO/NATURAL GAS</b> <b>Cod. 074B106-03</b>
BRUCIATORE GASOLIO ECOFLAM <i>ECOFLAM DIESEL BURNER</i>	KIT SNORKEL PER PRESA ARIA PULITA DALL'ESTERNO MEDIANTE COLLEGAMENTO GUAINA <i>SNORKEL KIT FOR ECOFLAM BURNER</i>	PASSAPARETE SNORKEL + GUAINA FLESSIBILE <i>SNORKEL PASS PLATE + FLEXIBLE DUCT</i>
		
<b>Mod. FARM 85 DIESEL/OIL</b> <b>Cod. 072B111</b>	<b>Mod. FARM 85/110 (Ø 80/100 mm)</b> <b>ECOFLAM</b> <b>Cod. 02AC602</b>	<b>Mod. FARM 85/110/145/185 (Ø 100 mm)</b> <b>Cod. 02AC793</b>
<b>Mod. FARM 110 DIESEL/OIL</b> <b>Cod. 072B112</b>	<b>Mod. FARM 145/185/235 (Ø 100 mm)</b> <b>ECOFLAM</b> <b>Cod. 02AC603</b>	<b>Mod. FARM 235 (Ø 150 mm)</b> <b>Cod. 02AC794</b>
<b>Mod. FARM 145 DIESEL/OIL</b> <b>Cod. 072B113</b>	<b>Mod. FARM 145/185/235 (Ø 100 mm)</b> <b>ECOFLAM</b> <b>Cod. 02AC603</b>	<b>Mod. Guaina/Duct FARM 85/110/145/185</b> <b>RIELLO/ECOFLAM (Ø 100 mm, l=5m)</b> <b>Cod. 02AC577</b>
<b>Mod. FARM 185 DIESEL/OIL</b> <b>Cod. 072B114</b>	<b>Mod. FARM 145/185/235 (Ø 100 mm)</b> <b>ECOFLAM</b> <b>Cod. 02AC603</b>	<b>Mod. Guaina/Duct FARM 235</b> <b>RIELLO (Ø 150 mm, l=5m)</b> <b>Cod. 02AC792</b>
<b>Mod. FARM 235 DIESEL/OIL</b> <b>Cod. 072B115</b>	<b>Mod. FARM 145/185/235 (Ø 100 mm)</b> <b>ECOFLAM</b> <b>Cod. 02AC603</b>	<b>Mod. Guaina/Duct FARM 235</b> <b>RIELLO (Ø 150 mm, l=5m)</b> <b>Cod. 02AC792</b>
TERMOSTATO AMBIENTE +5/+30°C CON CAVO L=10 m E SPINA 90° <i>ROOM THERMOSTAT +5/+30°C CABLE 10 m, PLUG 90°</i>	TERMOSTATO AGRICOLTURA/CANTIERE -5/+50°C CON CAVO L=10 m E SPINA 90° <i>HEAVY DUTY THERM. -5/+50°C CABLE 10 m, PLUG 90°</i>	TERMOSTATO ELETTRONICO DI PRECISIONE IP55 CON DISPLAY -10/+70°C SENZA CAVO E SPINA <i>ELECTRONIC THERMOSTAT IP55 WITH DISPLAY -10/+70°C WITHOUT POWER CORD AND PLUG</i>
		
<b>Cod. 02AC581</b>	<b>Cod. 02AC582</b>	<b>Cod. 02AC294</b>
FILTRO GASOLIO RISCALDANTE <i>PRE-HEATED FUEL FILTER</i>	KIT COLLEGAMENTO MONOTUBO CON FILTRO <i>SINGLE PIPE EXTERNAL FUEL TANK CONNECTION KIT WITH DEAERATOR</i>	FILTRO SEPARATORE ACQUA <i>ANTI-WATER FILTER</i>
		
<b>Cod. 02AC548</b>	<b>Cod. 02AC800</b>	<b>Cod. 02AC801</b>



## FARM - INDIRECT COMBUSTION HEAVY DUTY SUSPENDED SPACE HEATERS

<b>FILTRO GAS</b> <b>GAS FILTER</b> (P.in MAX 2 bar)	<b>FILTRO REGOLATORE GAS</b> <b>GAS FILTER REGULATOR</b> (P.in MAX 2 bar)	<b>TUBO GAS MEDIA PRESSIONE (l= 3 m) + VALVOLA CHIUSURA + RACCORDI COLLEGAMENTO</b> <b>MEDIUM PRESSURE GAS HOSE (l= 3 m) + GAS VALVE + CONNECTIONS</b> (P. MAX 10 bar)
		
<b>Mod. FARM 85/110/145 (DN 25 - 1")</b> <b>Cod. 03AC603</b>	<b>Mod. FARM 85/110/145</b> <b>GAS METANO - NATURAL GAS</b> (DN 25 3/4" or 1") (P.out set. 20mbar) <b>Cod. 03AC617</b>	<b>Mod. FARM 85/110/145 Tubo/Hose gas 1"</b> <b>Cod. 03AC615</b>
<b>Mod. FARM 185/235 (DN 32 - 1 1/4")</b> <b>Cod. 03AC604</b>	<b>Mod. FARM 85/110/145</b> <b>GPL - LPG</b> (DN 25 3/4" or 1") (P.out set. 30mbar) <b>Cod. 03AC618</b>	
	<b>Mod. FARM 185/235</b> (DN 32 - 1 1/4") (P.out non settato - to be set) <b>Cod. 03AC602</b>	<b>Mod. FARM 185/235 Tubo/Hose gas 1 1/4"</b> <b>Cod. 03AC616</b>
<b>TUBO GAS BASSA PRESSIONE (l= 2 m)</b> <b>+ VALVOLA CHIUSURA</b> <b>+ RACCORDI COLLEGAMENTO</b> <b>LOW PRESSURE GAS HOSE (l= 2 m)</b> <b>+ GAS VALVE + CONNECTIONS</b> (P.in MAX 0,5 bar)	<b>CONTROLLO REMOTO PER SINGOLA MACCHINA (Distanza massima 3m)</b> <b>SINGLE UNIT REMOTE CONTROL</b> (MAX DISTANCE 3m)	<b>KIT TEMPORIZZATORE PER ACCENSIONE</b> <b>MACCHINE CON TEMPI DIFFERENTI E SEQUENZIALI</b> <b>DELAYED AND SEQUENTIAL STARTING RELAY</b>
		
<b>Mod. FARM 85/110/145 Tubo/Hose gas 1"</b> <b>Cod. 03AC612</b>	<b>Cod. 02AC802</b>	<b>Cod. 02AC803</b>
<b>CONVERSA</b> <b>CHIMNEY PASS-PLATE</b>	<b>CURVA A 90° SCARICO FUMI IN INOX</b> <b>STAINLESS STEEL EXHAUST ELBOW</b>	<b>TUBO SCARICO FUMI INOX (L = 1 m)</b> <b>STAINLESS STEEL EXHAUST PIPE (L = 1 m)</b>
		
<b>Mod. FARM 85/110 (Ø 150 mm)</b> <b>Cod. 02AC432</b>	<b>Mod. FARM 85/110 (Ø 150 mm)</b> <b>Cod. 02AC288</b>	<b>Mod. FARM 85/110 (Ø 150 mm)</b> <b>Cod. 02AC285</b>
<b>Mod. FARM 145/185/235 (Ø 200 mm)</b> <b>Cod. 02AC412</b>	<b>Mod. FARM 145/185/235 (Ø 200 mm)</b> <b>Cod. 02AC290</b>	<b>Mod. FARM 145/185/235 (Ø 200 mm)</b> <b>Cod. 02AC287</b>
<b>TERMINALE PER CAMINO IN INOX</b> <b>STAINLESS STEEL CHIMNEY POT</b>	<b>RACCORDO ASPIRAZIONE 1 VIA</b> <b>AIR INLET ADAPTER</b>	<b>GUAINA RINFORZATA PER RIPRESA ARIA</b> <b>REINFORCED FLEXIBLE AIR INLET DUCT</b>
		
<b>Mod. FARM 85/110 (Ø 150 mm)</b> <b>Cod. 02AC657</b>	<b>Mod. FARM 85 (Ø 505 mm)</b> <b>Cod. 02AC724</b>	<b>Mod. FARM 85 (Ø 510 mm, l=6m)</b> <b>Cod. 02AC795</b>
	<b>Mod. FARM 110 (Ø 565 mm)</b> <b>Cod. 02AC734</b>	<b>Mod. FARM 110 (Ø 570 mm, l=6m)</b> <b>Cod. 02AC796</b>
<b>Mod. FARM 145/185/235 (Ø 200 mm)</b> <b>Cod. 02AC658</b>	<b>Mod. FARM 145-185 (Ø 625 mm)</b> <b>Cod. 02AC744</b>	<b>Mod. FARM 145-185 (Ø 650 mm, l=6m)</b> <b>Cod. 02AC797</b>
	<b>Mod. FARM 235 (Ø 715 mm)</b> <b>Cod. 02AC764</b>	<b>Mod. FARM 235 (Ø 720 mm, l=6m)</b> <b>Cod. 02AC798</b>

## FARM - GENERATORI D'ARIA CALDA PENSILI A GRANDE PORTATA A COMBUSTIONE INDIRETTA


FASCETTA FISSAGGIO GUAINA MANDATA E RIPRESA ARIA CLIP FOR FLEXIBLE AIR INLET/OUTLET DUCT	PROLUNGA RIDUZIONE TEMPERATURA PER GUAINA PREFORATA IN PVC PREFORATED PVC FLEXIBLE AIR DUCT EXTENSION	KIT FISSAGGIO GUAINA PREFORATA IN PVC PREFORATED PVC FLEXIBLE AIR DUCT HANGING KIT
		
<b>Mod. Tutti/All (Ø 400-750 mm)</b> <b>Cod. 02AC663</b>	<b>Mod. FARM 85 (Ø 455 mm l=1 m)</b> <b>Cod. 02AC808</b>	<b>Mod. Tutti - All (cavo/cable 45m + ganci/hooks)</b> <b>Cod. 02AC789</b>
	<b>Mod. FARM 110 (Ø 505 mm l=1 m)</b> <b>Cod. 02AC809</b>	
	<b>Mod. FARM 145 (Ø 605 mm l=1 m)</b> <b>Cod. 02AC810</b>	<b>Mod. Tutti - All (cavo/cable 70m + ganci/hooks)</b> <b>Cod. 02AC790</b>
	<b>Mod. FARM 185 (Ø 655 mm l=1 m)</b> <b>Cod. 02AC811</b>	<b>Mod. Tutti - All (cavo/cable 120m + ganci/ hooks)</b> <b>Cod. 02AC791</b>
	<b>Mod. FARM 235 (Ø 705 mm l=1 m)</b> <b>Cod. 02AC812</b>	

### GUAINE PREFORATE / PREFORATED DUCT

BM2 raccomanda l'utilizzo solo ed esclusivamente delle guaine preforate elencate in tabella (pag.101) le quali sono state studiate e definite per ciascun modello FARM al fine di ottenere sempre ed in qualunque situazione l'ottimale bilanciamento fra lunghezza della guaina stessa, la diffusione dell'aria calda ed un corretto funzionamento dei termostati di sicurezza. Inoltre le guaine sono state dotate di appositi occhielli metallici per una facile e sicura sospensione ed estensione/riduzione.

*In order to always obtain under all circumstances the optimal balance between the duct length, warm air diffusion and the correct functioning of safety thermostats, BM2 recommends to exclusively use only the perforated ducts listed in the the table (page 101) which have been designed and defined for each FARM model. Furthermore these ducts are supplied with special metal rings for safe and easy hanging, extension or reduction.*

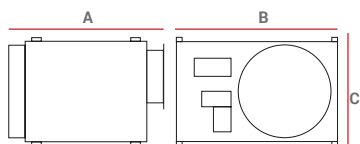
## GUAINA PREFORATE / PREFORATED DUCT



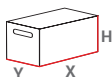
MODELLO MODEL	CODICE CODE	LUNGHEZZA GUAINA PREFORATA (m) LENGHT PREFORATED AIR DUCT (m)	Ø GUAINA PREFORATA (mm) Ø PREFORATED AIR DUCT (mm)	L.min RIDUCIBILE (m) REDUCTABLE L.min (m)	FORI/PASSO (mm)* HOLES/PITCH (mm)*
FARM 85	02AC766	25m (1 via/ 1 way)	500	10	200/230
	02AC767	50m (1 via/ 1 way)	500	20	200/480
	02AC768	100m (1 via/ 1 way)	500	40	200/960
	02AC769	25m (2 vie/ 2 ways)	400	10	100/460
	02AC770	50m (2 vie/ 2 ways)	400	20	100/960
FARM 110	02AC771	25m (1 via/ 1 way)	500	10	270/170
	02AC772	50m (1 via/ 1 way)	500	20	270/353
	02AC773	100m (1 via/ 1 way)	500	40	270/725
	02AC774	25m (2 vie/ 2 ways)	400	10	140/355
	02AC775	50m (2 vie/ 2 ways)	400	20	140/715
FARM 145	02AC776	25m (1 via/ 1 way)	600	15	200/228
	02AC777	50m (1 via/ 1 way)	600	20	200/475
	02AC778	100m (1 via/ 1 way)	600	40	200/980
	02AC779	25m (2 vie/ 2 ways)	500	10	100/500
	02AC780	50m (2 vie/ 2 ways)	500	20	100/1000
FARM 185	02AC781	25m (1 via/ 1 way)	700	15	200/228
	02AC782	50m (1 via/ 1 way)	700	30	200/480
	02AC783	100m (1 via/ 1 way)	700	60	200/980
	02AC779	25m (2 vie/ 2 ways)	500	10	100/500
	02AC780	50m (2 vie/ 2 ways)	500	30	100/1000
FARM 235	02AC784	25m (1 via/ 1 way)	700	15	250/185
	02AC785	50m (1 via/ 1 way)	700	30	250/381
	02AC786	100m (1 via/ 1 way)	700	60	250/785
	02AC787	25m (2 vie/ 2 ways)	600	10	150/330
	02AC788	50m (2 vie/ 2 ways)	600	30	150/640

\* Fori - Holes Ø= 50 mm

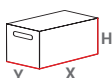
# FARM - GENERATORI D'ARIA CALDA PENSILI A GRANDE PORTATA A COMBUSTIONE INDIRETTA



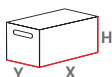
1/3



2/3



3/3



MOD	PESI E DIMENSIONI MACCHINA* WEIGHTS AND DIMENSIONS MACHINE				IMBALLO PACKAGING			
	A	B	C	Netto/Net	X	Y	H	Lordo/Gross
	[mm]	[mm]	[mm]	[kg]	[mm]	[mm]	[mm]	[kg]
FARM 85	980	910	738	99	-	-	-	-
1/3	-	-	-	-	1.020	920	740	104
2/3	-	-	-	-	500	500	320	17
3/3	-	-	-	-	360	325	190	4,5
FARM 110	1.110	950	768	122	-	-	-	-
1/3	-	-	-	-	1.150	950	768	127
2/3	-	-	-	-	560	560	320	20
3/3	-	-	-	-	360	325	190	4,5
FARM 145	1.220	1.080	838	158	-	-	-	-
1/3	-	-	-	-	1.238	1.085	838	163
2/3	-	-	-	-	620	620	320	22
3/3	-	-	-	-	360	325	190	4,5
FARM 185	1.324	1.140	858	163	-	-	-	-
1/3	-	-	-	-	1.335	1.150	860	168
2/3	-	-	-	-	620	620	320	22
3/3	-	-	-	-	360	325	190	4,5
FARM 235	1.514	1.310	938	233	-	-	-	-
1/3	-	-	-	-	1.550	1.320	940	238
2/3	-	-	-	-	700	700	350	25
3/3	-	-	-	-	360	325	190	4,5

\* Macchina completa con bruciatore, ventilatore ed uscita 1 via frontale  
Complete machine with burner, fan and 1 way frontal adapter

## A RICHIESTA MACCHINA IMBALLATA (SCATOLA, PEDANA) ON DEMAND PACKAGING FOR FARM (CARTON BOX, PALLET)



MODELLO MODEL	CODICE CODE	DIMENSIONI IMBALLO PACKAGING DIMENSIONS	PESO LORDO TOTALE (kg) TOTAL GROSS WEIGHT (kg)
FARM 85 (MONOFASE-SINGLE PHASE)	99AA120	1490 x 960 x h= 910	123
FARM 110 (MONOFASE-SINGLE PHASE)	99AA130	1660 x 1010 x h= 930	142
FARM 145 (MONOFASE-SINGLE PHASE)	99AA140	1795 x 1120 x h= 1010	187
FARM 185 (MONOFASE-SINGLE PHASE)	99AA150	1930 x 1210 x h= 1030	204
FARM 235 (MONOFASE-SINGLE PHASE)	99AA160	2130 x 1370 x h= 1110	258
FARM 145 (TRIFASE-THREE PHASE)	99AA140	1795 x 1120 x h= 1010	187
FARM 185 (TRIFASE-THREE PHASE)	99AA150	1930 x 1210 x h= 1030	204
FARM 235 (TRIFASE-THREE PHASE)	99AA160	2130 x 1370 x h= 1110	258



## FARM - INDIRECT COMBUSTION HEAVY DUTY SUSPENDED SPACE HEATERS

MODELLO MODEL		MONOFASE / SINGLE PHASE					TRIFASE / THREE PHASE		
		FARM 85M* (OIL-GAS)	FARM 110M* (OIL-GAS)	FARM 145M* (OIL-GAS)	FARM 185M* (OIL-GAS)	FARM 235M* (OIL-GAS)	FARM 145T* (OIL-GAS)	FARM 185T* (OIL-GAS)	FARM 235T* (OIL-GAS)
CODICE CODE		02FA121	02FA131	02FA141	02FA151	02FA161	02FA142	02FA152	02FA162
POTENZA TERMICA NOMINALE RATED HEAT POWER	Hs [kW] Hs [kcal/h - BTU/h]	85,62 73.630 294.518	110,46 94.999 379.996	144,72 124.455 497.821	185,54 159.563 638.254	235,72 202.715 810.861	144,72 124.455 497.821	185,54 159.563 638.254	235,72 202.715 810.861
POTENZA TERMICA RESA OUTPUT HEAT POWER	Hs [kW] Hs [kcal/h - BTU/h]	79,37 68.255 273.019	102,51 88.159 352.636	134,87 115.992 463.969	171,07 147.117 588.470	216,86 186.498 745.992	134,87 115.992 463.969	171,07 147.117 588.470	216,86 186.498 745.992
RENDIMENTO EFFICIENCY	[ % ]	92,70	92,80	93,20	92,20	92,00	93,20	92,20	92,00
PORTATA D'ARIA AIR FLOW	[ m <sup>3</sup> /h ]	7.000	8.500	11.000	12.000	16.200	11.000	12.000	16.200
PRESS. STATICA DISP. AVAILABLE STATIC PRESS	[ Pa- mm H <sub>2</sub> O ]	200-20	200-20	200-20	200-20	200-20	200-20	200-20	200-20
SALTO TERMICO TEMPERATURE RISE	a 20°C [ °C ]	48	52	52	61	58	52	61	58
CAMPO DI LAVORO EFFETTIVO EFFECTIVE HEAT RANGE	[ m ]	45	43	43	51	55	43	51	55
CONSUMO GASOLIO OIL CONSUMPTION	[ kg/h ]	6,77	8,74	11,45	14,68	18,65	11,45	14,68	18,65
CONSUMO METANO NATURAL GAS CONSUMPTION G20	[ m <sup>3</sup> /h ]	7,935	10,433	13,664	17,383	22,095	13,664	17,383	22,095
PRESSIONE ALIM. INLET PRESSURE G20	[ mbar ]	20	20	20	20	20	20	20	20
CONSUMO GPL LPG CONSUMPTION G31	[ m <sup>3</sup> /h - kg/h ]	3,127 - 6,10	4,191 - 8,07	5,436 - 10,53	6,976 - 13,59	8,819 - 17,17	5,436 - 10,53	6,976 - 13,59	8,819 - 17,17
PRESSIONE ALIM. INLET PRESSURE G31	[ mbar ]	30/37	30/37	30/37	30/37	30/37	30/37	30/37	30/37
ALIMENTAZIONE ELETTRICA ELECTRICAL POWER	[ V - ph - Hz ]	230-1-50	230-1-50	230-1-50	230-1-50	230-1-50	400-3-50 (230-3-50)◆	400-3-50 (230-3-50)◆	400-3-50 (230-3-50)◆
POTENZA ELETTRICA POWER CONSUMPTION	[ W ]	670	1.190	1.570	1.550	2.550	1.500	1.550	2.500
Ø CAMINO Ø FLUE	[ mm ]	150	150	200	200	200	200	200	200
Ø GUAINA USCITA ARIA PREFORATA / L. MAX. Ø OUTLET PREFORATED DUCT / L. MAX **	[ mm/m ] 1 VIA	500/100	500/100	600/100	700/100	700/100	600/100	700/100	700/100
	[ mm/m ] 2 VIE	400/50	400/50	500/50	500/50	600/50	500/50	500/50	600/50
Ø GUAINA SNORKEL / L. MAX. Ø OUTLET SNORKEL / L. MAX	[ mm/m ]	100/5	100/5	100/5	100/5	150/5	100/6	100/6	150/6
Ø GUAINA RIPRESA ARIA / L. MAX. Ø INLET HOSE / L. MAX	[ mm/m ]	510/6	570/6	650/6	650/6	720/6	650/6	650/6	720/6

\* Macchina senza bruciatore ed uscita aria - Machine without burner and air adapter

\*\* Vedi pag.101 - See page 101

◆ Disponibile su richiesta - Available on demand

FARM - GENERATORI D'ARIA CALDA PENSILI A GRANDE PORTATA A COMBUSTIONE  
INDIRETTA  
INDIRECT COMBUSTION HEAVY DUTY SUSPENDED SPACE HEATERS

## IMBALLAGGIO/PACKAGING

FARM 85		
	FARM smontati orizzontali * <i>FARM horizontal disassembled *</i>	FARM montati orizzontali con imballo e pedana * <i>FARM horizontal, assembled with carton box and pallet *</i>
CONTAINER 20'	27	16
CONTAINER 40'	60	32
CONTAINER 40' HC	60	48
TIR	66	69

FARM 110		
	FARM smontati orizzontali * <i>FARM horizontal disassembled *</i>	FARM montati orizzontali con imballo e pedana * <i>FARM horizontal, assembled with carton box and pallet *</i>
CONTAINER 20'	24	12
CONTAINER 40'	51	28
CONTAINER 40' HC	51	42
TIR	60	48

FARM 145		
	FARM smontati orizzontali * <i>FARM horizontal disassembled *</i>	FARM montati orizzontali con imballo e pedana * <i>FARM horizontal, assembled with carton box and pallet *</i>
CONTAINER 20'	14	12
CONTAINER 40'	30	28
CONTAINER 40' HC	42	28
TIR	38	28

FARM 185		
	FARM smontati orizzontali * <i>FARM horizontal disassembled *</i>	FARM montati orizzontali con imballo e pedana * <i>FARM horizontal, assembled with carton box and pallet *</i>
CONTAINER 20'	10	8
CONTAINER 40'	20	20
CONTAINER 40' HC	30	20
TIR	22	22

FARM 235		
	FARM smontati orizzontali * <i>FARM horizontal disassembled *</i>	FARM montati orizzontali con imballo e pedana * <i>FARM horizontal, assembled with carton box and pallet *</i>
CONTAINER 20'	8	8
CONTAINER 40'	18	16
CONTAINER 40' HC	18	16
TIR	20	20

\* Quantità massima da verificare a seconda degli accessori selezionati - *Maximum values to be verified depending on the chosen accessories*